



九年义务教育课本

# English

# 英语

## 练习部分

牛津上海版 OXFORD Shanghai Edition



## 二年级

## 第二学期

## (试用本)

上海教育出版社

学校 \_\_\_\_\_  
班级 \_\_\_\_\_  
姓名 \_\_\_\_\_  
学号 \_\_\_\_\_





# CONTENTS



## Module 1 Using my five senses

Unit 1 What can you see?	2
Unit 2 Touch and feel	6
Unit 3 What can you hear?	10

## Module 2 My favourite things

Unit 1 Things I like doing	14
Unit 2 My favourite food	18
Unit 3 Animals I like	22

## Module 3 Things around us

Unit 1 The four seasons	26
Unit 2 Rules	30
Unit 3 My clothes	34

## Module 4 More things to learn


Unit 1 Activities	38
Unit 2 Mother's Day	42
Unit 3 Story time	46
Look, colour and say	51

# Module 1 Using my five senses

## 1 What can you see?

**A Listen, colour and say** (看图听录音, 给图上色, 然后跟着说一说)


1



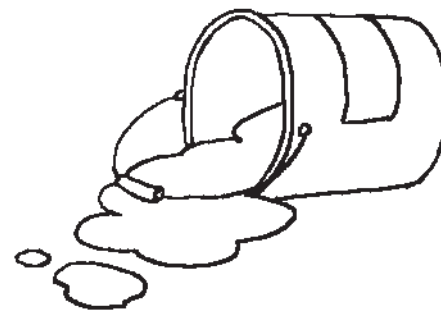
2



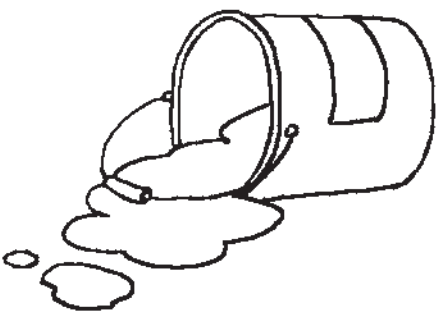
3



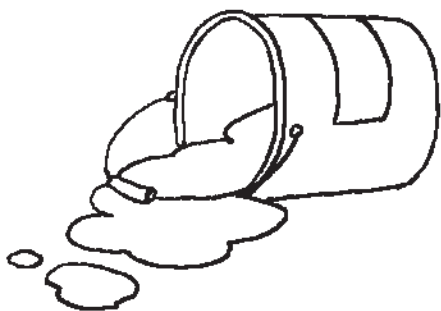
4



5



6





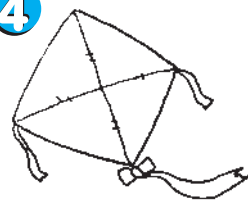
**B Listen and match** (听录音, 把图和相应的单词连起来)

1




pink

4



2



white

5



3



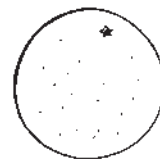
green

yellow

purple

orange

6



**C Read and circle** (读一读, 在字谜中圈出下面的单词)

brown white yellow pink

1

y e h b r o w n o k e t i h

2

y e l l o w e p i j k c a b


3

w h a c d p i n k r w o l e

4

m n l d w h i t e h n o r b




**D Look, colour and say** (看图，根据单词提示给图上色，然后说一说)



... is/are (yellow/orange/green ...)

## Task: The four seasons (四季)

A Colour and say (给你喜欢的季节涂色，然后根据提示说一说)



It is ... (autumn/winter/summer/spring)

... is/are ... (yellow/white/red/green)

It's ... (cool/cold/hot/warm)

B Look, ask and answer (根据练习A的图，互相问答)

What can you see?

What colour is it?

I can see ...

It's ...

## 2 Touch and feel

### A Listen and tick (听录音, 勾出相应的图)

1

a



( )

b



( )

2

a



( )

b



( )

3

a



( )

b



( )

4

a



( )


b



( )


**B Listen and judge** (听录音, 判断下面的图, 相符的打✓, 不符的打x)

1



( )

2



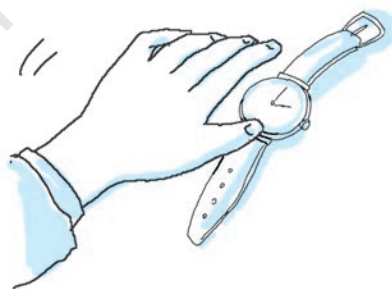
( )

3




( )

4



( )

**C Touch and say** (摸一摸, 根据提示说一说)



It is ... (hard/soft/smooth/rough)



**D Read and circle** (读一读, 圈出和图相符的单词)

①



a watch

b window


②



a cat

b card

③



a kite

b bicycle

④



a doll

b dog


⑤



a bag

b book

⑥



a card

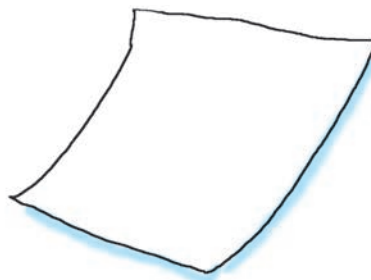
b picture

## Task: A gift for you (给你的礼物)

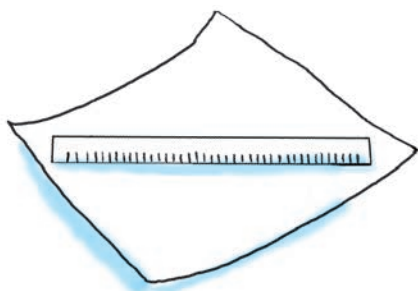
A Wrap a gift for your friend (包装一件礼物给你的朋友)



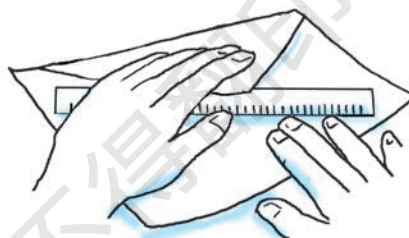
a ruler



paper



Put the ruler on the paper.



Wrap it.


B Look and say (根据练习A, 和你的朋友说一说)



### 3 What can you hear?

**A Listen and judge** (听录音，判断下面的图，相符的画😊，不符的画😞)


1



2



3




4



5




6



**B Look, listen and answer** (看图听录音, 回答问题)

1



2



3



4



5



6



What can you hear?



I can hear ...

**C Trace and read** (描写单词, 然后读一读)

train train train train train

bicycle bicycle bicycle bicycle

car car car car car

ship ship ship ship ship

**D Read and match** (读一读, 把单词和相应的图连起来)

① ship •




② van •



③ bus •



④ train •



⑤ bicycle •




⑥ car •





## Task: Different sounds (不同的声音)

A Colour and say (给你熟悉的物品涂上颜色, 然后说一说它们发出什么声音, 是什么)



It goes ... (choo, ting-ting, boop, beep, woof, miaow)  
It's a ...

B Ask and answer (根据练习 A 的图, 互相问答)



## Module 2 My favourite things

### 1 Things I like doing

**A Listen and number** (听录音，根据顺序给下面的图编号)

a



( )

b



( )

c



( )

d



( )

e






( )

f



( )

**B Listen and tick** (听录音, 在表格相应的空格中打✓)

	running	riding	skating	skipping	swimming
					
					
					

**C Listen, tick and say** (听录音, 勾出正确的单词, 然后跟着说一说)

1



I like ...

**a** skipping

**b** skating

2



I like ...

**a** skipping

**b** hopping

3



I like ...

**a** riding

**b** running

**D Read and match** (读一读, 把单词和相应的图连起来)

① **hop** •

a

•



② **run** •

b

•



③ **ride** •

c

•



④ **skate** •

d

•



## Task: Different things (不同的事情)

A Look, ask and answer (看图, 根据例子互相问答)



Do you like (doing) ...?

Yes./No. I like (doing) ...



B Think and say (想一想, 说说在不同季节里你喜欢的活动)

I like (doing) ... in ...

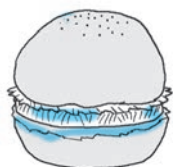




## 2 My favourite food

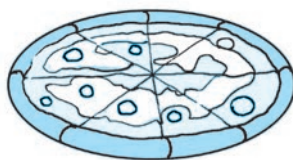
### A Listen and tick (听录音, 勾出相应的图)

1 a



( )

b



( )

c



( )

2 a




( )

b



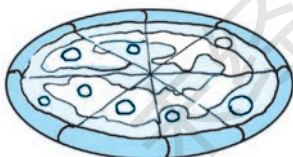
( )

c



( )

3 a



( )

b



( )

c



( )

4 a



( )

b



( )

c



( )

**B Read and match** (读一读, 把单词和相应的图连起来)


① grass •



② fish •



③ banana •



④ meat •



**C Listen, circle and answer** (听录音, 圈出你喜欢的食品, 然后回答问题)

1

a



b



2

a



b



3

a



b



What do you like eating?



I like eating ...

**D Trace and read** (描写单词, 然后读一读)

fish

fish

fish

fish

chicken

chicken

chicken

banana

banana

banana

banana

salad











salad

salad

salad

**Task: The food you like** (你喜欢的食物)

A Look, tick and say (看菜单, 给喜欢的食物打✓, 然后根据提示说一说)

	<input type="checkbox"/>		<input type="checkbox"/>
	<input type="checkbox"/>		<input type="checkbox"/>
	<input type="checkbox"/>		<input type="checkbox"/>
	<input type="checkbox"/>		<input type="checkbox"/>
	<input type="checkbox"/>		<input type="checkbox"/>

I like eating ...

B Look, ask and answer (根据练习A的结果, 互相问答)

Do you like eating ...?

Yes, I do. What do you like eating?

I like eating ...

### 3 Animals I like

#### A Listen and tick (听录音, 勾出相应的图)

1

a



( )

b



( )

2

a



( )

b



( )

3

a



( )

b



( )

4

a



( )




b



( )



**B Listen and match** (听录音, 把人物和他们各自喜欢的动物连起来)



**C Listen, circle and say** (听录音, 圈出正确的单词, 然后说一说)

1



I like ...

**a** elephants   **b** zebras

2

I like ...



**a** lions   **b** snakes

3



I like ...

**a** giraffes   **b** pandas

4

I like ...



**a** bears   **b** lions

**D Read and circle** (读一读, 在字谜中圈出下面的单词)

zebra   panda   bear   snake

1

d	e	a	r	b	e	a	r	d	n	a	c	i	p
---	---	---	---	---	---	---	---	---	---	---	---	---	---

2

r	u	o	y	e	s	p	a	n	d	a	b	d	s
---	---	---	---	---	---	---	---	---	---	---	---	---	---

3

e	z	e	b	r	a	y	e	r	a	o	t	i	d
---	---	---	---	---	---	---	---	---	---	---	---	---	---

4

d	r	e	a	s	n	a	k	e	a	v	n	t	v
---	---	---	---	---	---	---	---	---	---	---	---	---	---

## Task: My animal friends (我的动物朋友)

A Choose, colour and say (选一种你喜欢的动物，涂颜色，然后根据提示说一说)



Look at the animal.

It is a ...

It is ... (big/small/tall)

It is ... (red/brown/...)

It can ...



B Ask and answer (根据练习A的图，互相问答)

Do you like ...?



Yes, I do./No, I don't.  
I like ...



## Module 3 Things around us

### 1 The four seasons


**A Listen and number** (听录音, 根据顺序给下面的图编号)

a



( )

b



( )

c



( )

d



( )

**B Look, listen and answer** (看图听录音, 回答问题)


1



2



3



4



**C Read and circle** (读一读, 在字谜中圈出下面的单词)

cold

hot

warm

cool

1

k w e w a r m e g h r o l c

2

u s h e n f h o t o y l m v

3

b d o l l c o l d g r c t h

4

f e r t y w e c o o l d c o


**D Look, listen and say** (看图听录音, 跟着说一说)

1



Spring is warm.  
We like riding our bicycles.

2



Summer is hot.  
We like swimming.

3



In autumn, I like flying a kite.

4




Winter is cold.  
We like making snowmen.



# Task: My favourite season (我最喜欢的季节)

A Say and tick (说出你最喜欢的季节，然后根据它们的特点在表格相应的一栏中打✓)

I like ... It's ...

	spring	summer	autumn	winter
hot				
warm				
cold				
cool				
cloudy				
nice				
windy				
sunny				

B Colour and say (给下面的图上色，然后根据提示说一说)

1



2



3




4



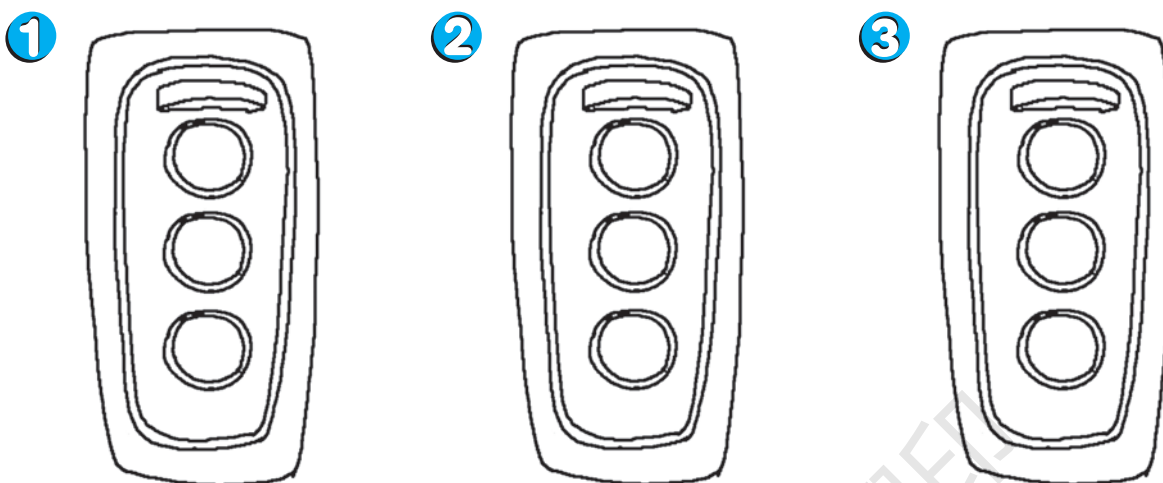
I like ... It is ... I like (doing) ...

## 2 Rules


**A Listen and number** (听录音, 根据顺序给图中的物品编号)




**B Listen, colour and respond** (听录音, 给下面的交通灯涂上相应的颜色, 然后作应答)



**C Look and circle** (看图, 在字谜中圈出相应的单词)




train



car



ship



bicycle

1 a c k t r a i n t b a h k j

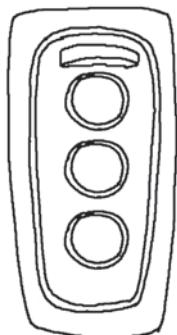
2 n i a r c a r b h t s u o q

3 r a s h i p n c a i a i e f

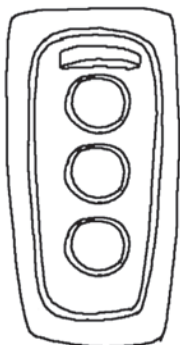
4 n v w h b i c y c l e t r k

**D Colour and say** (给交通灯涂颜色, 然后根据提示说一说)

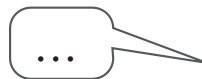
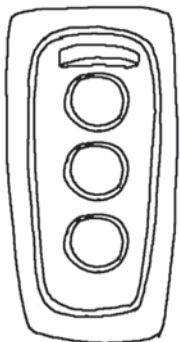
1



2



3



Look at the light. It's ...  
Let's ...


## Task: In the street (在街上)

### A Listen and say (听录音, 学儿歌)

One, two, three,  
The light is red.  
Stop! Stop! Stop!

Four, five, six,  
The light is yellow.  
Wait! Wait! Wait!

Seven, eight, nine,  
The light is green.  
Go! Go! Go!



### B Ask and answer (根据练习A的图, 互相问答)

What can you see?

I can see ...

What colour is it?

It's ... Let's ...

### 3 My clothes

#### A Listen and tick (听录音, 勾出相应的图)

1

a



( )

b



( )

c



( )

2

a



( )

b



( )

c



( )

3

a



( )

b



( )

c



( )

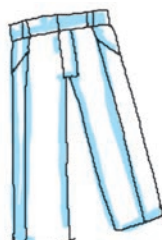
4

a



( )

b



( )

c



( )



**B Listen and judge** (听录音, 判断下面的图, 相符的打✓, 不符的打x)

1



2



3



4



5



6

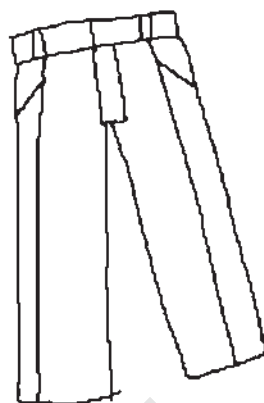


**C Listen, colour and say** (听录音, 给下面的服装涂上相应的颜色, 然后跟着说一说)

1



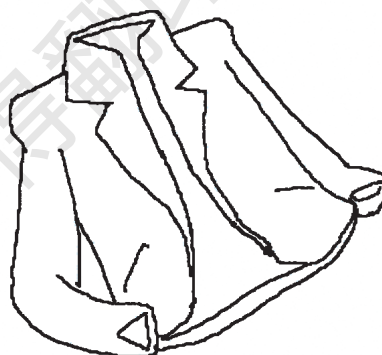
2



3



4



**D Read and circle** (读一读, 在字谜中圈出下面的单词)

blouse

skirt

shirt

trousers

1

l	o	u	r	s	k	i	r	t	d	a	n	b	s
---	---	---	---	---	---	---	---	---	---	---	---	---	---

2

s	h	i	r	t	n	e	t	s	i	l	b	u	y
---	---	---	---	---	---	---	---	---	---	---	---	---	---

3


r	a	e	d	b	l	o	u	s	e	a	u	s	o
---	---	---	---	---	---	---	---	---	---	---	---	---	---

4

p	t	e	t	r	o	u	s	e	r	s	k	n	i
---	---	---	---	---	---	---	---	---	---	---	---	---	---

# Task: My clothes (我的衣服)

A Read and tick (读一读，在表格中勾出不同日子你想穿的衣服)

	New Year's Day	Children's Day	My birthday
dress			
shirt			
coat			
shorts			
trousers			
skirt			
T-shirt			
blouse			
sweater			

B Say and act (根据练习A的结果说一说)



I'm a ... (girl/boy)  
It's ... (New Year's Day/my birthday/Children's Day)  
I have ...  
I'm very happy.

# Module 4 More things to learn

## 1 Activities

**A Listen and judge** (听录音, 判断下面的图, 相符的打✓, 不符的打✗)

1



( )

2



( )

3



( )

4



( )

5



( )

6



( )

**B Listen and number** (听录音, 根据顺序给下面的图编号)

a



( )

b



( )

c



( )

d



( )

e



( )

f



( )

## C Look and say (看图，仿照例子说一说)

1



Miss Fang can play cards.

2



3



4



## D Look, read and match (将下列图片与相应的单词连起来)

1



2



3



4



ping-pong ball

card

football

basketball









# Task: My classmates' abilities (我同学的能力)

A Ask and draw (通过问答做调查, 画☺或☹表示同学会或不会某项活动)

—Can you ...?

—Yes, I can./No, I can't. I can ...

Name						
	☹	☹	☹	☹	☹	☹
	☹	☹	☹	☹	☹	☹
	☹	☹	☹	☹	☹	☹

B Talk about your classmates (根据练习A的结果, 说说同学的能力)

What can ... do?

Can he/she ...?

He/She can ...

Yes, he/she can./  
No, he/she can't.  
He/She can ...

## 2 Mother's Day

### A Listen and tick (听录音，勾出相应的图)

1

a



( )

b



( )

2

a



( )


b



( )


3

a



( )

b



( )

4

a



( )

b



( )

**B Listen and match** (听录音, 把人物和他们各自送的礼物连起来)

1



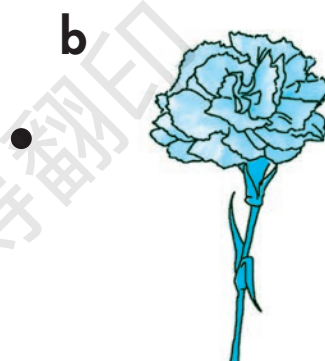
a



2



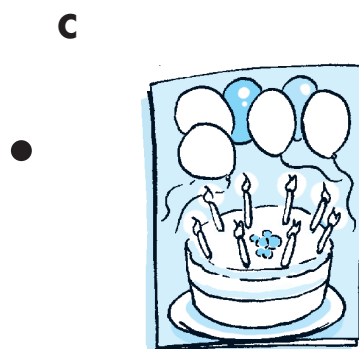
b



3



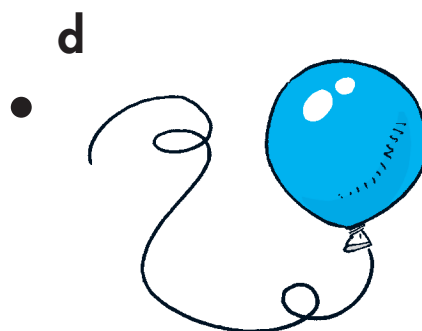
c



4



d




## C Look and circle (看图，在字谜中圈出相应的单词)



letter



carnation



balloon



card

① i g i c a r d i e a m r o p

② b o l l o o n b a l l o o n

③ b p r l e t t e r r l e f t

④ c h d r c c a r n a t i o n

## D Look, choose and say (看图，选择相应的单词完成句子，然后说一说)

①




Here's a \_\_\_\_\_ for you, Mum.

a letter

b gift

②



—Give me a \_\_\_\_\_, please.

—Here you are.

a balloon

b ball

③



—Happy \_\_\_\_\_ Day, Miss Green.

—Thank you.

a Mother's

b Teacher's

## Task: On Mother's Day (在母亲节)

A Look and circle (看图，圈出在母亲节那天孩子们可能做的事)

a



b



c



d



e



f



B Think and say (想一想，说一说孩子们在母亲节时会对妈妈说些什么)







### 3 Story time

**Listen, colour and act** (听录音，给图上色，然后根据录音表演小故事)

1




2







3




4



5



6





7



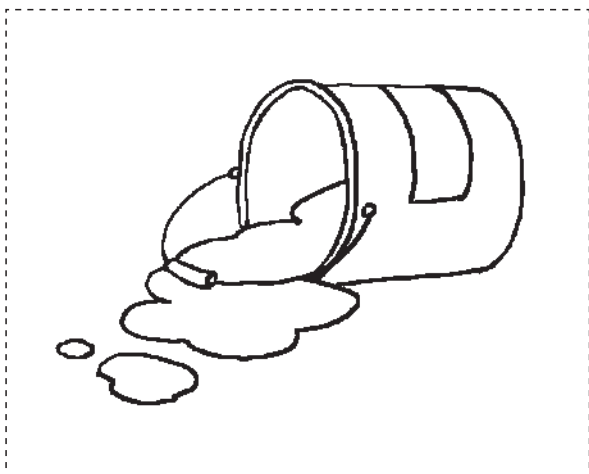
8



未经允许，不得翻印

未经允许，不得翻印

**Look, colour and say** (看一看, 涂颜色, 然后说一说)





---

purple


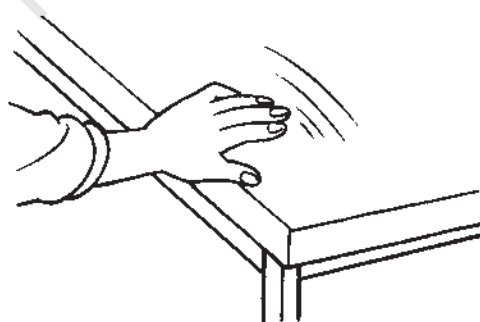
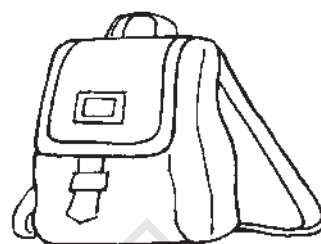

white

orange

pink

black

brown



---

bag






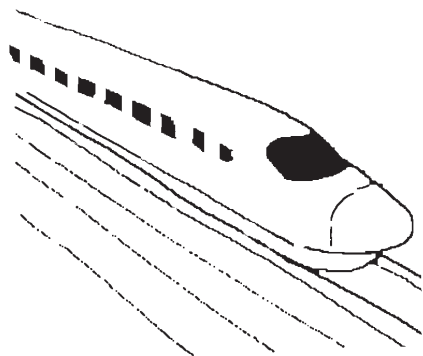
watch

hard

soft

smooth

rough



---

bus


train

van

car

ship

bicycle





---

skate







run

ride a bicycle

hop

salad

skip



---

banana



carrot

chicken

fish

snake

giraffe



---

zebra

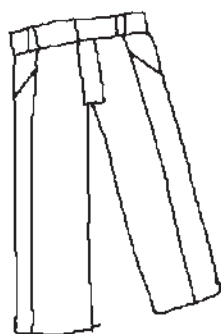
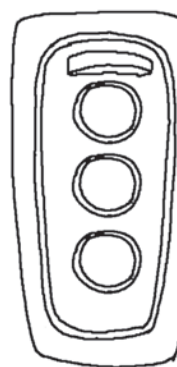
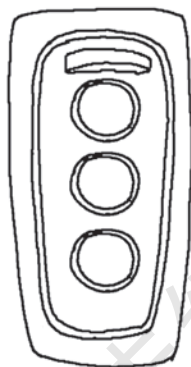
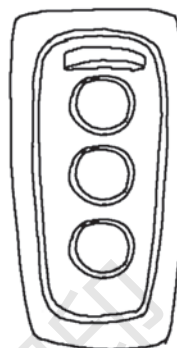
elephant

winter

autumn

cold

cool





---

stop

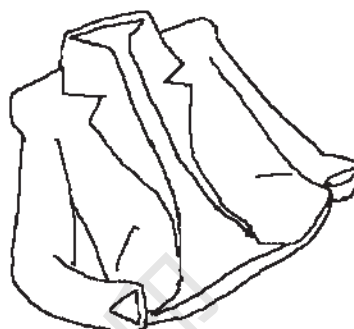
light

wait

go

sweater

trousers



---

coat

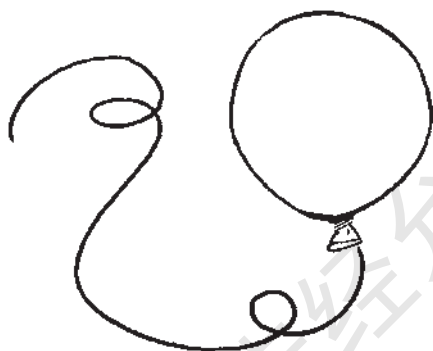
shirt

play basketball

play football

play cards

play ping-pong



---

letter


card

carnation

balloon

thirsty

hungry



未经允许，不得翻印



## 说 明

本册教材根据上海市中小学(幼儿园)课程改革委员会制订的课程方案和《上海市中小学英语课程标准(征求意见稿)》编写,供九年义务教育二年级第二学期试用。

本教材经上海市中小学教材审查委员会审查准予试用。

《英语 练习部分(牛津上海版)》(试用本)

主 编:施嘉平

改编人员:叶建军 许永红 朱 虹 车建琴 陈一明 傅 璟  
牛津大学出版社(中国)有限公司英语教材编写委员会

修订主编:施嘉平

修订人员(按姓氏笔画排列):车建琴 朱 虹 陈一明 陆静娴 鲁 勤 傅 璟

责任编辑:施永琴 戴嘉子 张迎庆

部分插图:王 捷

© 牛津大学出版社(中国)有限公司和上海市中小学(幼儿园)课程改革委员会 2009  
Oxford 为牛津大学出版社的注册商标。

未经牛津大学出版社(中国)有限公司和上海市中小学(幼儿园)课程改革委员会书面许可,不得在任何地区以任何形式、任何媒介、任何文字翻印、仿制或转载本书的文字、图片、音频或光盘。

欢迎广大师生来电来函指出教材的差错和不足,提出宝贵意见。出版社电话:021-64319241。

**声明** 按照《中华人民共和国著作权法》第二十三条中,关于“为实施九年制义务教育和国家教育规划而编写出版教科书,除作者事先声明不许使用的外,可以不经著作权人许可,在教科书中汇编已经发表的作品片段或者短小的文字作品、音乐作品或单幅的美术作品、摄影作品,但应当按照规定支付报酬,指明作者姓名、作品名称”的有关规定,我们已尽量寻找原作者支付报酬。原作者如有关于支付报酬事宜可及时与出版社联系。

发行:上海新华书店

印刷:上海书刊印刷有限公司

开本:787×1092 1/16

印张:4.5

版次:2009年1月第2版 2020年1月第12次印刷

书号:ISBN 978-7-5444-1649-8/G·1327

定价:3.90元

此书如有印、装质量问题,请向出版社调换 电话:021-64377165





责任编辑 施永琴 戴嘉子 张迎庆

经上海市中小学教材审查委员会  
审查准予试用 准用号 II-XB-2018002

未经允许，不得翻印



绿色印刷产品

